

An Innovation Searching for Analyzing the Asian Nations & Yun Gui & Chuan Provinces Cities' GDP per capita Status

Run Xu^{1*}, Zhenguo Li²

^{1*}Gyeongsang National University, School of Nano New Materials Engineering, Jinju-Si 52828, Gyeongsangnam-Do, South Korea.

²Yanshan University, School of Electrical Engineering, Qinhuangdao 066000, Hebei Province, China.

* **Correspondence:** Run Xu

The authors declare that no funding was received for this work.



Received: 01-January-2025

Accepted: 20-January-2025

Published: 25-January-2025

Copyright © 2025, Authors retain copyright. Licensed under the Creative Commons Attribution 4.0 International License (CC BY 4.0), which permits unrestricted use, distribution, and reproduction in any medium, provided the original work is properly cited. <https://creativecommons.org/licenses/by/4.0/> (CC BY 4.0 deed)

This article is published in the **MSI Journal of Economics and Business Management (MSIJEBM)**

ISSN 3049-141X (Online).

The journal is managed and published by MSI Publishers.

Volume: 2, Issue: 1 (January-2025)

ABSTRACT: The GDP (gross domestic product) will take a role on positive activities so as to enhance the economy target in last year and in this year the increasement step may be defined to attain in perspective. Thereby the concluding last year ones and making a strategic plan for next year will relate all of our aspects like life consumption & production, education, environmental sustainability, ensuring balanced growth across sectors. By aligning individual and institutional efforts with national development priorities, we foster inclusive progress that benefits all stakeholders. This integrated approach gains renewed urgency in new year perspective and strategic plan by the relevant governmental constitution and institutions. Specially as 2026 unfolds with heightened focus on new challenge for us is to continue to endeavour sustainably on various high level fields like Artificial Intelligence bio-medical pharmacy new function materials etc. many lines. That may take an important role in increasing our GDP value for this year. Thereby, we need to continue to search those cutting-edge-fields through our experts and scientists because those aspects may be proceeded sustainably special in low-

contamination non fossil fuel like wind energy photovoltaic energy hydraulic one nuclear reacting-pile one. So we need a lot of engineers & scholars etc. participating cooperatively and satisfy the producing learning searching & usefulness series of industrial procedures to invest and push into market meeting consumers demands. There will be still big resilient space to wield our imagination and research capacity to publish the relevant achievement in famous journals so as to arouse the basis & application aspects research together for alleviating the cause matters. We should continue to search and develop the low-carbon energy base status and application to futural huge requirement electricity for example the chargeable battery technique etc. reserved energy stations which increases from several years gradually meeting the electrical vehicle hybrid vehicle even small motorcycles.

Keywords: *GDP, Chinese provinces GDP analysis, the Asian nations GDP per capita, Yun Gui & Chuan Provinces Cities' GDP etc.*

1. Introduction

The nations & regions GDP will represent their comprehensive strength in views of economy level and quality, so searching it may have an important effectiveness for us to process statistic with the national producing amount every month, season and year. In the meantime, the value with y-y has also a significant meaning that reflects the economy growth step because we should clarify the increasing change so as to evaluate the increasement and declination value preciously. The positive y-y value may mean the good and rapid economy developing status whilst the minus one may state the bad and slow economy step. So we judge the economy developing enhancement and decrease through that y-y value for a certain period. Thereby, the detail discussion will include in the following aspects. The GDP which indicates national economic status has provided an important role in every aspect in the world. So that the population increasing rate would be maintained for the sake of raising high-technique product with the entire industrial chain constantly which might enhance our new-quality-productivity. Hence we should consider the effective factors for example the population quantity, new quality productivity with high-technique etc. like big plane electric vehicle battery AI robot quantum computer medicine making disease diagnosis AI(artificial intelligence) ocean source space exploration

nuclear generator etc. other ones. Low population is enable to offer high life & quality with improving GDP per capita value. Meanwhile, it can enhance the national whole GDP value and help us to boost the economic recovery and many things to do. So the certain population is about to improve our national confidence some degree and make us to become priority one as early as possible even the super-country to lead the world to leadership right.

In contrast, the GDP increasing rate may play a significant role with regulating population increasing rate mutually and cooperatively. Hence the two aspects may be emphasized and paid attention to in thriving the whole national economic developed degree through enough wielding our generations positively and efficiently by our government institution endeavor and evaluation. For the sake of making relevant policies and allocating capital into the necessary industries the corresponding strategic plan needs to be made under various background and entities. Then the according monitor and estimation will be followed and estimated periodically and frequently by the observer in government's institution. At last as to the developed speed in one nation the corresponding population increasing quantity and high-technique product producing will be discussed and considered more preciously and correctly according to the near past years experience and variation.

Therefore, the high-technique products will be completed through wielding our scientist & senior Engineers coordination tightly for the sake of reviving the industrial and tertiary modernization. We should constantly look for and seek the new quality productivity sustainably so as to take place of our traditional industry becoming modernity. An innovation industry like new energy electric generator will be in front of our path forwards, so that the corresponding tactic must be put up and seek the opportunity and fortune in order to burden our responsibility quickly and not to forget recommend the fitting one to appoint new occupation. Like the Bole identified horse or Maosui self-recommended the recommendation will be represent one aspect for our human resource department to consider and evaluate the recommended included a full research room with a set of computer high-technique instrument & device, subordinate, subsidiary staff, salary, house, welfare etc. a series of work so as to appoint his new occupation reasonably and willingly. [1~18].

2 Discussions

2.1 The Asian nations GDP per capita status

The Asian nations GDP per capita status might show 15 & 10 thousand dollars by Brunei & Balin in 1999 according to Figure 1 respectively to record their moderate economy strength and level. The y-y value might exhibit 15% & 8% by them accordingly expressed their forwards step.

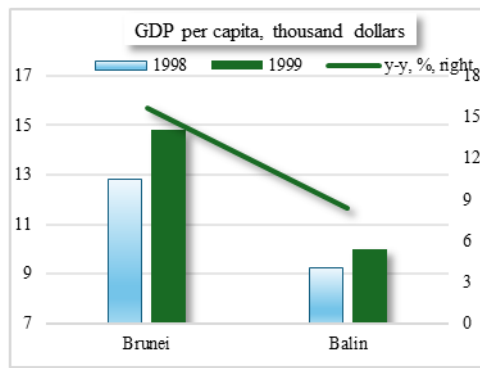


Figure 1. The Asian nations GDP per capita status. [1]

Moreover, the Asian nations GDP per capita status might show 7 & 4 thousand dollars by Oman & Turkey in 1999 according to Figure 2 respectively to record their moderate economy strength and level. The y-y value might exhibit 11% & -7% by them accordingly expressed the Turkey backwards step with minus value.

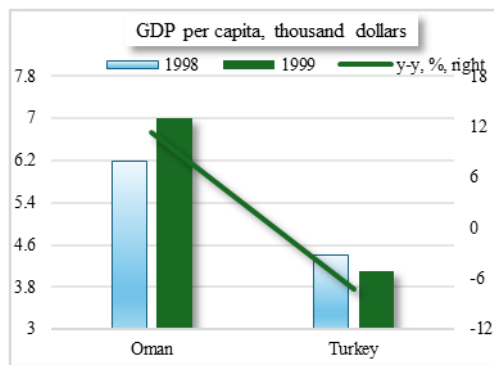


Figure 2. The Asian nations GDP per capita status I. [1]

The Asian nations GDP per capita status might show 3.5 & 2 thousand dollars by Malaysia & Thailand in 1999 according to Figure 3 respectively to record their moderate economy strength and level. The y-y value might exhibit 8% & 7% by them accordingly expressed their moderate steps.

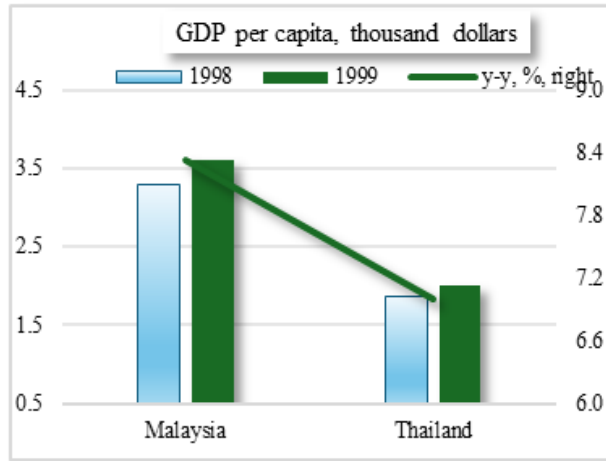


Figure 3. The Asian nations GDP per capita status II. [1]

2.2 Zhejiang & Guangdong provinces cities' GDP

The Zhejiang & Guangdong provinces cities' GDP might show 2.7~2 billion yuan by Shantou~Hainan accordingly in 1980 to show their forwards economy situation and strength according to Figure 4. The y-y value might exhibit 15%~19% by them to exhibit their forwards step.

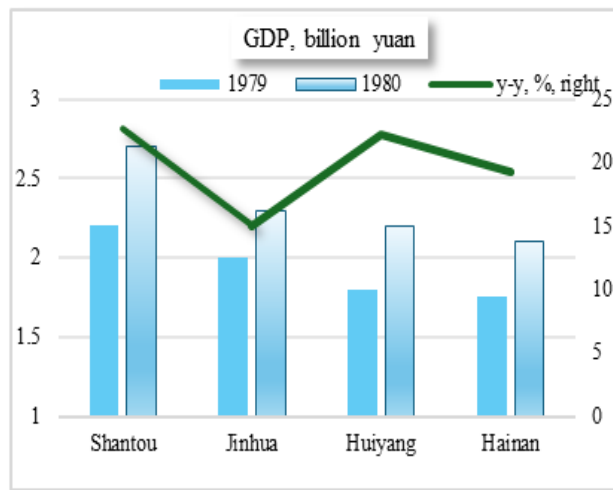


Figure 4. The Zhejiang & Guangdong provinces cities' GDP. I [2]

2.3 Yun Gui & Chuan provinces cities' GDP per capita situation

The Yun Gui & Chuan provinces cities' GDP per capita might show 2~9 thousand yuan accordingly in 1991 according to Figure 5 to indicate their moderate economy status. The ones above 3 thousand have three that included Panzhihua Kunming cities following Yuxi one with 3.2 & 3.4 thousand yuan respectively.

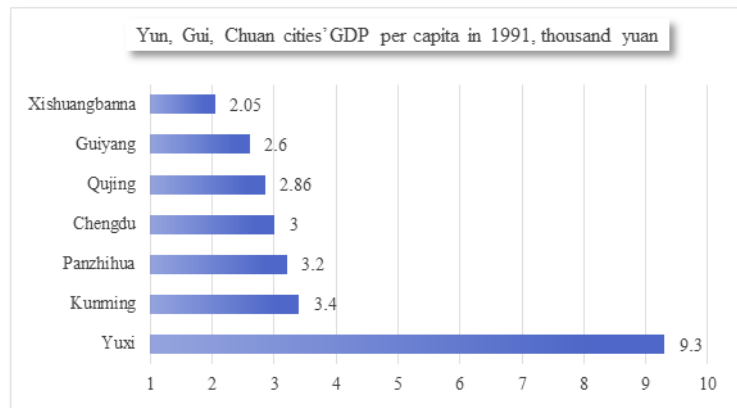


Figure 5. The Yun Gui & Chuan provinces cities' GDP. [2]

2.4 Chinese top four provinces GDP analysis

The Chinese top four provinces GDP would show about 2 billion yuan by Jiangsu & Shandong provinces to exhibit their forwards economy status according to Figure 6 in 1972. The y-y value might show 9% & 8% accordingly by them explained their forwards steps.

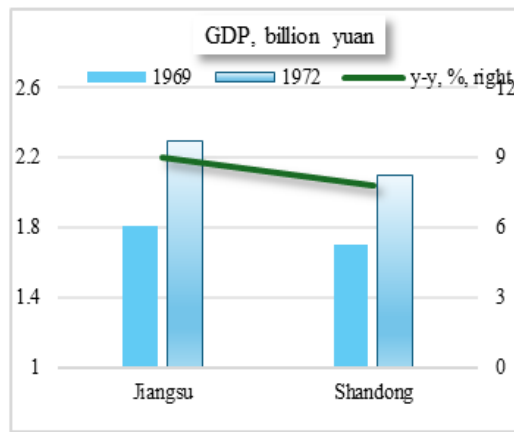


Figure 6. The Chinese top four provinces GDP. [3]

Overview, the one nation & region's GDP & industrial production will reflect that region economy development degree through increasing that value includes agriculture industry tertiary three fields. So that industry & service industries will promote the whole GDP value continuously, special in service one having a significant growth momentum due to digital transformation and rising consumer demand, thereby reshaping employment structures and driving innovation across

sectors. This shift is particularly evident in China's new construction for enhancing its innovation stimulus policies and capital support special in the service AI robot that may bring out new sale tendency in the future like autonomous payment and cinema ticket print machine. That largely declines the time for payment and ticket print in super mall & cinemas. Thereby, the detail GDP value is going to be discussed as above parts through comparing the various regions for the sake of enhancing corresponding tactic in next year and futural several years. Eventually the regional GDP will be compared with their variation and then confidently make a strategic plan for concluding the past years and erecting new target that we pay much attention to raise our predicting value all the time. It is clarified that with regulating our aim the good achievement will be finishing in future that makes us to be more confident year by year for the sake of realizing the plan at present and in certain future. [21~22]

1. Conclusions

The one nation & region's GDP (gross domestic product) & industrial production will reflect that region economy development degree through increasing that value includes agriculture industry tertiary three fields. So that industry & service industries will promote the whole GDP value continuously, special in service one having a significant growth momentum due to digital transformation and rising consumer demand, thereby reshaping employment structures and driving innovation across sectors. This shift is particularly evident in China's new construction for enhancing its innovation stimulus policies and capital support special in the service AI robot that may bring out new sale tendency in the future like autonomous payment and cinema ticket print machine. That largely declines the time for payment and ticket print in super mall & cinemas. The GDP will take a role on positive activities so as to enhance the economy target in last year and in this year the increasement step may be defined to attain in perspective. Thereby the concluding last year ones and making a strategic plan for next year will relate all of our aspects like life consumption & production, education, environmental sustainability, ensuring balanced growth across sectors. By aligning individual and institutional efforts with national development priorities, we foster inclusive progress that benefits all

stakeholders. This integrated approach gains renewed urgency in new year perspective and strategic plan by the relevant governmental constitution and institutions. Specially as 2026 unfolds with heightened focus on new challenge for us is to continue to endeavour sustainably on various high level fields like Artificial Intelligence bio-medical pharmacy new function materials etc. many lines. That may take an important role in increasing our GDP value for this year. Thereby, we need to continue to search those cutting-edge-fields through our experts and scientists because those aspects may be proceeded sustainably special in low-contamination non fossil fuel like wind energy photovoltaic energy hydraulic one nuclear reacting-pile one. Wo we need a lot of engineers & scholars etc. participating cooperatively and satisfy the producing learning searching & usefulness series of industrial procedures to invest and push into market meeting consumers demands. There will be still big resilient space to wield our imagination and research capacity to publish the relevant achievement in famous journals so as to arouse the basis & application aspects research together for alleviating the cause matters. We should continue to search and develop the low-carbon energy base status and application to futural huge requirement electricity for example the chargeable battery technique etc. reserved energy stations which increases from several years gradually meeting the electrical vehicle hybrid vehicle even small motorcycles.

Funding

This work was supported by the Korean Science & Engineering Fund (KSEF) at the granted No. 96-0300-11-01-03 under the Specified Basis Research program.

References

1. The Asian nations GDP per capita status, Mar 8, 2026
2. Zhejiang & Guangdong provinces cities' GDP, Mar 9, 2026
3. Chinese top four provinces GDP, Mar 9, 2026
4. Run Xu, The Searching for Analyzing the GDP per capita variation with Chinese Provinces Comparison Sustainably through Observing Statistic Data, MSI Journal

- of Multidisciplinary Research, Volume-3, Issue-3 (March-2026), 1~11, <https://zenodo.org/records/18861312> Impact Factor: 4.0
5. Run Xu1*, Sangshik Kim, Boyong Hur, An Innovation Searching for the Top Continent Nations' GDP Enhancement and Trillion Yuan GDP Cities in China Continuously, ISRG J Eng Technol., Volume-II Issue-II (March-April) 2026, 1~5
 6. Run Xu1*, Sangshik Kim, Boyong Hur, An Innovation Searching for the Top Continent Nations' GDP Enhancement and the 2026 Latest Nature Index Ranking with Chinese Universities & the Chugai Pharmaceuticals Continuously, Edu Rekha International Journal of Entrepreneurship, Economics and Business Management, Volume-2, Issue-2 (March - April) 2026, 1~5
 7. Run Xu1*, Sangshik Kim, Boyong Hur, An Innovation Searching for Increasing the Top Trillion Yuan Chinese Cities' GDP Value, Isrg J Econ Bus Manag, Volume-III, Issue-II (Mar-Apr) 2026, 1~5
 8. Run Xu1*, Sangshik Kim, Boyong Hur, An Innovation Searching for Increasing the Top Trillion Yuan Chinese Cities' GDP Value I, Isrg J Econ Bus Manag, Volume-III, Issue-II (Mar-Apr) 2026, 6~10
 9. Run Xu1*, Zhenguo Li, An Innovation Searching for Enhancing & Analyzing the Chinese Provinces GDP Value Sustainably, MSI Journal of Economics and Business Management, Volume-3, Issue-3 (March -2026), 1~12, <https://zenodo.org/records/18920804>
 10. Run Xu1*, Zhenguo Li, An Innovation Searching for Increasing the Chinese Cities' GDP & per capita Value on Scientists Sustainably, MSI Journal of Economics and Business Management, Volume-3, Issue-3 (March -2026), 1~12, <https://zenodo.org/records/18921450>
 11. Run Xu1*, Zhenguo Li, An Innovation Searching for Enhancing the China Foreign Trade Trillion Yuan provinces Value & Chinese Master Graduated Application Number on Scientists Sustainably I, MSI Journal of Multidisciplinary Research, Volume-3, Issue-3 (March-2026), 1~12, <https://zenodo.org/records/18921905>

12. Run Xu^{1*}, Zhenguo Li, An Innovation Searching for Enhancing the China Foreign Trade Trillion Yuan provinces Value & Chinese Master Graduated Application Number on Scientists Sustainably, MSI Journal of Multidisciplinary Research, Volume-3, Issue-3 (March-2026), 1~11, <https://zenodo.org/records/18922272> Impact Factor: 4.0
13. Run Xu^{1*}, Zhenguo Li, An Innovation Searching for Analyzing & Enhancing the Chinese Provinces GDP & Five Metropolitan Cities GDP Value, MSI Journal of Economics and Business Management, Volume-3, Issue-3 (March -2026), 1~12, <https://zenodo.org/records/18944812>
14. Run Xu^{1*}, Zhenguo Li, An Innovation Searching for Analyzing & Enhancing the Chinese Top Provinces' GDP & Subject for the Archives of Engineering and Technology, MSI Journal of Economics and Business Management, Volume-3, Issue-3 (March -2026), 1~12, <https://zenodo.org/records/18944889>
15. Run Xu, Jing Yu, Guanghui Yu, Jianguang Liu, Xianglan Piao, Changfu Jin, Zheman Lian, Dezhu Li, An Innovation Searching for Chinese provinces GDP Value analysis, MSI Journal of Multidisciplinary Research, Volume-3, Issue-3 (March-2026), 1~11, <https://zenodo.org/records/18944950> Impact Factor: 4.0
16. Run Xu, Jing Yu, Guanghui Yu, Jianguang Liu, Xianglan Piao, Changfu Jin, Zheman Lian, Dezhu Li, An Innovation Searching for Analyzing Five Metropolitan Cities GDP Value, MSI Journal of Multidisciplinary Research, Volume-3, Issue-3 (March-2026), 1~11, <https://zenodo.org/records/18945054> Impact Factor: 4.0
17. Run Xu, The Searching for Analyzing the Nation's Economy Strength GDP and The Top Nations' Industrial Production Comparison Sustainably through Observing Historical Statistic Value, MSI Journal of Multidisciplinary Research, Volume-3, Issue-3 (March-2026), 1~11, <https://zenodo.org/records/18853698> Impact Factor: 4.0
18. Run Xu, The Searching for Analyzing the Nation's Economy Strength GDP & Top Nations' Industrial Production Comparison & China cities index of development etc. Sustainably through Observing Historical Statistic Value, MSI Journal of Multidisciplinary Research, Volume-3, Issue-3 (March-2026), 1~11, <https://zenodo.org/records/18853807>