

An Innovation Searching for Analyzing the Yun Gui & Chuan Provinces Cities' GDP per capita Status & 2025 China Eastern-Regions' GDP per capita Status

Run Xu^{1*}, Zhenguo Li²

^{1*}Gyeongsang National University, School of Nano New Materials Engineering, Jinju-Si 52828, Gyeongsangnam-Do, South Korea.

²Yanshan University, School of Electrical Engineering, Qinhuangdao 066000, Hebei Province, China.

* **Correspondence:** Run Xu



Received: 01-January-2025

Accepted: 20-January-2025

Published: 25-January-2025

Copyright © 2025, Authors retain copyright. Licensed under the Creative Commons Attribution 4.0 International License (CC BY 4.0), which permits unrestricted use, distribution, and reproduction in any medium, provided the original work is properly cited. <https://creativecommons.org/licenses/by/4.0/> (CC BY 4.0 deed)

This article is published in the **MSI Journal of Economics and Business Management (MSIJEBM)**

ISSN 3049-141X (Online).

The journal is managed and published by MSI Publishers.

Volume: 2, Issue: 1 (January-2025)

ABSTRACT: The GDP (gross domestic product) will take a role on positive activities so as to enhance the economy target in last year and in this year the increasement step may be defined to attain in perspective. Thereby the concluding last year ones and making a strategic plan for next year will relate all of our aspects like life consumption & production, education, environmental sustainability, ensuring balanced growth across sectors. By aligning individual and institutional efforts with national development priorities, we foster inclusive progress that benefits all stakeholders. This integrated approach gains renewed urgency in new year perspective and strategic plan by the relevant governmental constitution and institutions. Specially as 2026 unfolds with heightened focus on new challenge for us is to continue to endeavour sustainably on various high level fields like Artificial Intelligence bio-medical pharmacy new function materials etc. many lines. That may take an important role in increasing our GDP value for this year. Thereby, we need to continue to search those cutting-edge-fields through our experts and scientists because those

aspects may be proceeded sustainably special in low-contamination non fossil fuel like wind energy photovoltaic energy hydraulic one nuclear reacting-pile one. So we need a lot of engineers & scholars etc. participating cooperatively and satisfy the producing learning searching & usefulness series of industrial procedures to invest and push into market meeting consumers demands. There will be still big resilient space to wield our imagination and research capacity to publish the relevant achievement in famous journals so as to arouse the basis & application aspects research together for alleviating the cause matters. We should continue to search and develop the low-carbon energy base status and application to futural huge requirement electricity for example the chargeable battery technique etc. reserved energy stations which increases from several years gradually meeting the electrical vehicle hybrid vehicle even small motorcycles.

Keywords: *The Yun Gui & Chuan Provinces Cities' GDP per capita Status; 2025 China Eastern-Regions' GDP per capita*

1. Introduction

The nations & regions GDP will represent their comprehensive strength in views of economy level and quality, so searching it may have an important effectiveness for us to process statistic with the national producing amount every month, season and year. In the meantime, the value with y-y has also a significant meaning that reflects the economy growth step because we should clarify the increasing change so as to evaluate the increasement and declination value preciously. The positive y-y value may mean the good and rapid economy developing status whilst the minus one may state the bad and slow economy step. So we judge the economy developing enhancement and decreasement through that y-y value for a certain period. Thereby, the detail discussion will include in the following aspects. The GDP which indicates national economic status has provided an important role in every aspect in the world. So that the population increasing rate would be maintained for the sake of raising high-technique product with the entire industrial chain constantly which might enhance our new-quality-productivity. Hence we should consider the effective factors for example the population quantity, new quality productivity with high-technique etc. like big plane electric vehicle battery AI robot quantum computer medicine

making disease diagnosis AI(artificial intelligence) ocean source space exploration nuclear generator etc. other ones. Low population is enable to offer high life & quality with improving GDP per capita value. Meanwhile, it can enhance the national whole GDP value and help us to boost the economic recovery and many things to do. So the certain population is about to improve our national confidence some degree and make us to become priority one as early as possible even the super-country to lead the world to leadership right.

In contrast, the GDP increasing rate may play a significant role with regulating population increasing rate mutually and cooperatively. Hence the two aspects may be emphasized and paid attention to in thriving the whole national economic developed degree through enough wielding our generations positively and efficiently by our government institution endeavor and evaluation. For the sake of making relevant policies and allocating capital into the necessary industries the corresponding strategic plan needs to be made under various background and entities. Then the according monitor and estimation will be followed and estimated periodically and frequently by the observer in government's institution. At last as to the developed speed in one nation the corresponding population increasing quantity and high-technique product producing will be discussed and considered more preciously and correctly according to the near past years experience and variation.

Therefore, the high-technique products will be completed through wielding our scientist & senior Engineers coordination tightly for the sake of reviving the industrial and tertiary modernization. We should constantly look for and seek the new quality productivity sustainably so as to take place of our traditional industry becoming modernity. An innovation industry like new energy electric generator will be in front of our path forwards, so that the corresponding tactic must be put up and seek the opportunity and fortune in order to burden our responsibility quickly and not to forget recommend the fitting one to appoint new occupation. Like the Bole identified horse or Maosui self-recommended the recommendation will be represent one aspect for our human resource department to consider and evaluate the recommended included a full research room with a set of computer high-technique instrument & device, subordinate, subsidiary staff, salary, house, welfare etc. a series of work so as to appoint his new occupation reasonably and willingly. [1~16]

2 Discussions

In this paper the detail GDP value is going to be discussed as above parts through comparing the various regions for the sake of enhancing corresponding tactic in next year and futural several years. Eventually the regional GDP will be compared with their variation and then confidently make a strategic plan for concluding the past years and erecting new target that we pay much attention to raise our predicting value all the time. It is clarified that with regulating our aim the good achievement will be finishing in future that makes us to be more confident year by year for the sake of realizing the plan at present and in certain future. On the other side, we should learn and develop relevant project and subject to reveal the core one after their phenomena. Then we master that technique to apply to that kind of substance making ability through the engineers and scientists transformed to the R & D (research & development) department in makers. Therein, a sample will change into launch product by us to search for which may bring out new functional precise and quick responding to our request up to now. We should go on developing our similar functional equipment continually. [17~18]

2.1 Yun Gui & Chuan provinces cities' GDP per capita situation

The Yun Gui & Chuan provinces cities' GDP per capita might show 1.4~1.9 thousand yuan accordingly in 1991 according to Figure 1 to indicate their moderate economy status. The ones above 1.5 thousand have three that included Aba Mianyang cities following Deyang one with 1.9 & 1.5 thousand yuan respectively.

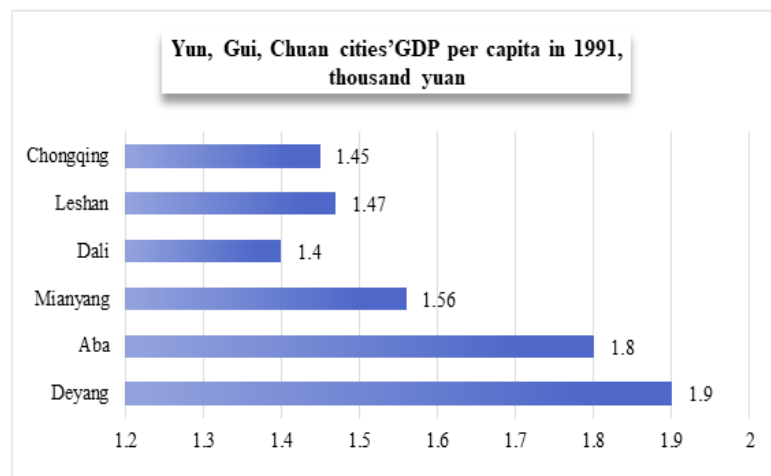


Figure 1. The Yun Gui & Chuan provinces cities' GDP per capita. [2]

The Yun Gui & Chuan provinces cities' GDP per capita might show 1.1~1.4 thousand yuan accordingly in 1991 according to Figure 2 to indicate their moderate economy status. The ones above 1.25 thousand have three that included Yaan Zigong cities following Ganzi one with 1.3 & 1.4 thousand yuan respectively.

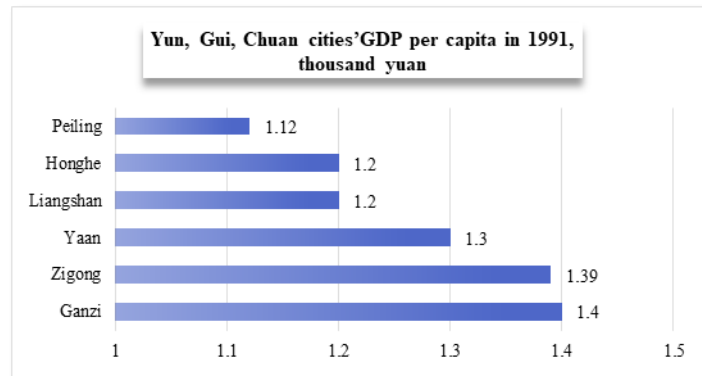


Figure 2. The Yun Gui & Chuan provinces cities' GDP per capita I. [2]

2.2 High-railway miles analysis

The high-railway miles' GDP in developed nations might show 1,070~580 KM by Japan~France accordingly in 1980 according to Figure 3 to exhibit Japan strong capacity and level. The y-y value might indicate 0.%~22% by them respectively then to recorded France forwards step.

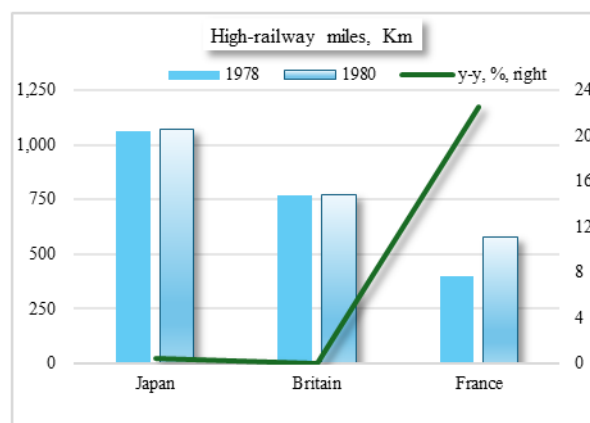


Figure 3. The high-railway miles' GDP in developed nations. [2]

2.3 2025 China eastern-regions' GDP per capita status

The China eastern-regions' GDP per capita status with top 8~13 ones might show 25~17 thousand dollars in 2025 according to Figure 4 accordingly to exhibit their moderate economy status.

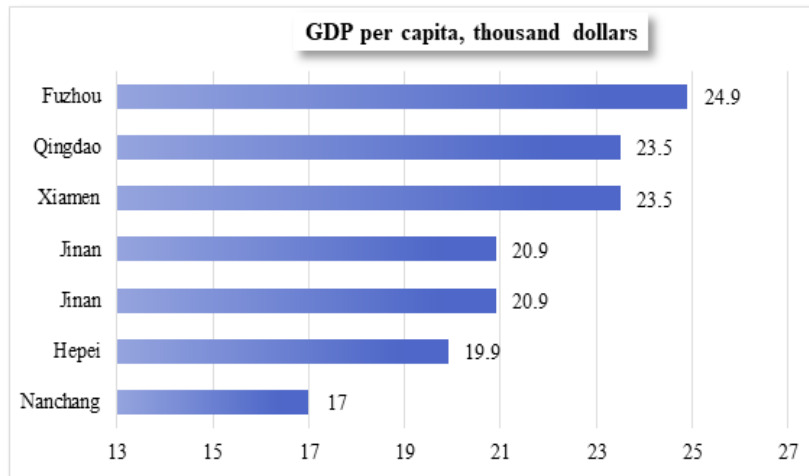


Figure 4. The China eastern-regions' GDP per capita status with top 8~13 ones. [3]

The China eastern-regions' GDP per capita status with top six ones might show 32~25 thousand dollars in 2025 according to Figure 5 accordingly to exhibit their moderate economy status. The ones exceeded 30 thousand dollars have two that included Wuxi city following Shanghai to occupy the second position.

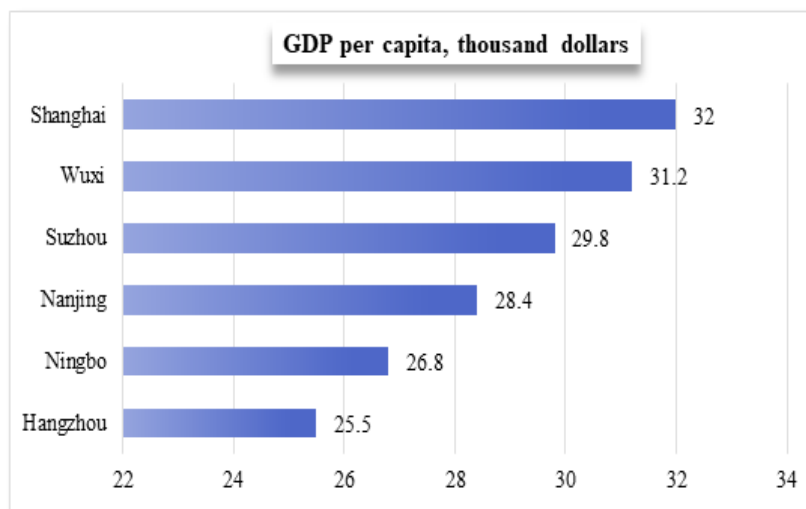


Figure 5. The China eastern-regions' GDP per capita with top six cities status. [3]

2.4 Chinese top four provinces GDP analysis

The Chinese top four provinces GDP would show about 1 billion yuan by Guangdong & Zhejiang provinces to exhibit their forwards economy status according to Figure 6 in 1965. The y-y value might show 9% & 8% accordingly by them explained their forwards steps.

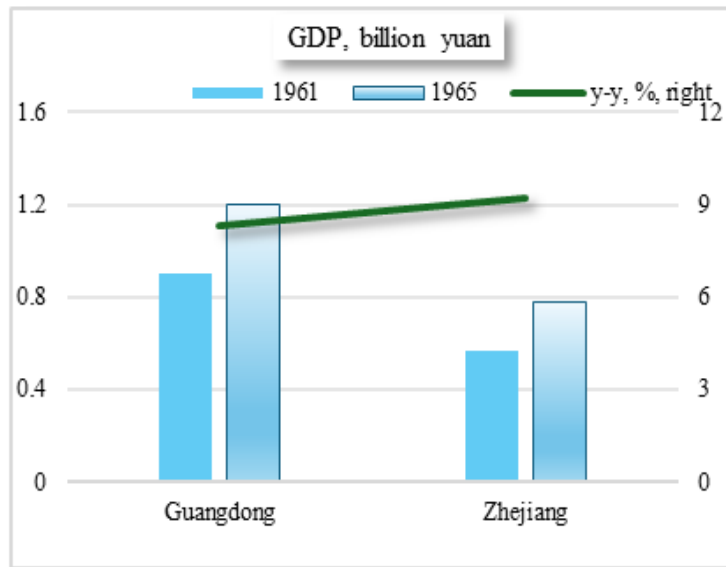


Figure 6. The Chinese top four provinces GDP. [4]

Overview, the one nation & region's GDP & industrial production will reflect that region economy development degree through increasing that value includes agriculture & industry tertiary three fields. So that industry & service industries will promote the whole GDP value continuously, special in service one having a significant growth momentum due to digital transformation and rising consumer demand, thereby reshaping employment structures and driving innovation across sectors. This shift is particularly evident in China's new construction for enhancing its innovation stimulus policies and capital support special in the service AI robot that may bring out new sale tendency in the future like autonomous payment and cinema ticket print machine. That largely declines the time for payment and ticket print in super mall & cinemas. Thereby, the detail GDP value is going to be discussed as above parts through comparing the various regions for the sake of enhancing corresponding tactic in next year and futural several years. Eventually the regional GDP will be compared with their variation and then confidently make a strategic plan for concluding the past years and erecting new target that we pay much attention to raise our predicting value all the time. It is clarified that with regulating our aim the good achievement will be finishing in future that makes us to be more confident year by year for the sake of realizing the plan at present and in certain future. [19~20]

Conclusions

The one nation & region's GDP (gross domestic product) & industrial production will reflect that region economy development degree through increasing that value includes agriculture industry tertiary three fields. So that industry & service industries will promote the whole GDP value continuously, special in service one having a significant growth momentum due to digital transformation and rising consumer demand, thereby reshaping employment structures and driving innovation across sectors. This shift is particularly evident in China's new construction for enhancing its innovation stimulus policies and capital support special in the service AI robot that may bring out new sale tendency in the future like autonomous payment and cinema ticket print machine. That largely declines the time for payment and ticket print in super mall & cinemas. The GDP will take a role on positive activities so as to enhance the economy target in last year and in this year the increasement step may be defined to attain in perspective. Thereby the concluding last year ones and making a strategic plan for next year will relate all of our aspects like life consumption & production education environmental sustainability, ensuring balanced growth across sectors. By aligning individual and institutional efforts with national development priorities, we foster inclusive progress that benefits all stakeholders. This integrated approach gains renewed urgency in new year perspective and strategic plan by the relevant governmental constitution and institutions. Specially as 2026 unfolds with heightened focus on new challenge for us is to continue to endeavour sustainably on various high level fields like Artificial Intelligence bio-medical pharmacy new function materials etc. many lines. That may take an important role in increasing our GDP value for this year. Thereby, we need to continue to search those cutting-edge-fields through our experts and scientists because those aspects may be proceeded sustainably special in low-contamination non fossil fuel like wind energy photovoltaic energy hydraulic one nuclear reacting-pile one. Wo we need a lot of engineers & scholars etc. participating cooperatively and satisfy the producing learning searching & usefulness series of industrial procedures to invest and push into market meeting consumers demands. There will be still big resilient space to wield our imagination and research capacity to publish the relevant achievement in famous journals so as to arouse the basis & application

aspects research together for alleviating the cause matters. We should continue to search and develop the low-carbon energy base status and application to futural huge requirement electricity for example the chargeable battery technique etc. reserved energy stations which increases from several years gradually meeting the electrical vehicle hybrid vehicle even small motorcycles.

Funding

This work was supported by the Korean Science & Engineering Fund (KSEF) at the granted No. 96-0300-11-01-03 under the Specified Basis Research program.

Ethic Declarations

The authors declared that there were not conflicts of interest.

References

1. The Yun Gui & Chuan provinces cities' GDP, Mar 9, 2026
2. High-railway miles situation, Mar 9, 2026
3. China eastern-regions' GDP per capita status, Mar 9, 2026
4. Chinese top four provinces GDP, Mar 9, 2026
5. Run Xu¹, Wanhao Wu, Guanghui Yu, An Innovation Searching for Boosting GDP Increasement with 2026 Companies Ranking in Top Hundred Innovation and President Graduated from Zhejiang University for Companies on Scientist Publishing Papers at Subject for the International Journal of Engineering and Science Invention etc. Sustainably, ISRG J Econ Fin, Volume–III ,Issue-I (January-February) 2026, 42~46
6. Run Xu¹, Wanhao Wu, Guanghui Yu, An Innovation Searching for Boosting the Nuclear Energy Generating amount and Austria & Denmark GDP Increasement Analysis on Scientist Publishing Papers at High Impact Factor Journal Sustainably, MSI Journal of Economics and Business Management, Volume 3, Issue 2 (February-2026), 1~11, <https://zenodo.org/records/18730677>

7. Run Xu¹, Wanhao Wu, Guanghui Yu, An Innovation Searching for Boosting the Romania & Portugal Nations etc. GDP comparison Analysis on Scientist Publishing Papers at High Impact Factor Journal Sustainably, MSI Journal of Economics and Business Management, Volume-3, Issue-2 (February -2026),1~11, [https://zenodo.org/ records/ 18730734](https://zenodo.org/records/18730734)
8. Run Xu¹, Wanhao Wu, Guanghui Yu,, An Innovation Searching for Boosting the Soviet Union &Western Germany Nations and Italy &Eastern Germany etc. GDP Increasement Analysis, MSI Journal of Multidisciplinary Research,Volume-3, Issue-2 (February -2026), 1~10, [https://zenodo.org/ records/ 18730623](https://zenodo.org/records/18730623) Impact Factor: 4.0
9. Run Xu^{1*}, Jing Yu, The Searching for Increasing the GDP Value with the Steel Producing Amount Analysis & the USA Top States' GDP Variation from California to Indiana Accordingly through Sustainably Observing, MSI Journal of Multidisciplinary Research,Volume-3, Issue-2 (February -2026), 1~11, [https://zenodo.org/ records/ 18748291](https://zenodo.org/records/18748291) Impact Factor: 4.0
10. Run Xu^{1*}, Jing Yu, The Searching for Thriving the China Twenty- Two Provinces' Income per capita in 2025 & Increasing the USA States' GDP Value by California~Texas States & Illinois~Florida States etc. Correspondingly through Sustainably Observing, MSI Journal of Multidisciplinary Research,Volume-3, Issue-2 (February -2026), 1~12, [https://zenodo.org/ records/ 18747753](https://zenodo.org/records/18747753) Impact Factor: 4.0
11. Run Xu^{1*}, Boyong Hur, A Searching for Increasing the GDP Value with the USA GDP States' Variation with Texas~Illinois States & Ohio~New Jersey & Michigan~Georgia Accordingly through Sustainably Observing, MSI Journal of Economics and Business Management, Volume-3, Issue-2 (February -2026), 1~11, [https://zenodo.org/ records/ 18746859](https://zenodo.org/records/18746859)
12. Run Xu^{*}, The Searching for Analyzing the USA Top States' GDP Variation Status by California~Illinois States & Pennsylvania~Georgia States & Maryland~Indiana Ones Accordingly through Sustainably Observing them, MSI Journal of Economics

- and Business Management, Volume-3, Issue-2 (February -2026),1~11,
[https://zenodo.org/ records/ 18746466](https://zenodo.org/records/18746466)
13. Run Xu1*, Boyong Hur, Sugun Lim, The Searching for Increasing the Steel Producing Amount with USA France & West Germany etc. & Brazil Motor Sale Amount in January 2026 through Sustainability, MSI Journal of Economics and Business Management, Volume-3, Issue-2 (February -2026), 1~10,
[https://zenodo.org/ records/ 18746330](https://zenodo.org/records/18746330)
 14. Run Xu1*, Boyong Hur2, Sugun Lim, The Searching for Analyzing the Steel Producing Amount with UAS~East Germany & the China' Auto Sale Amount in January 2026 with BYD Song~Seagull through Sustainability, MSI Journal of Economics and Business Management, Volume-3, Issue-2 (February -2026), 1~11,
[https://zenodo.org/ records/ 18746127](https://zenodo.org/records/18746127)
 15. Run Xu1*, Sangshik Kim, Boyong Hur, The Innovation Searching for Top Continent Nations' GDP Enhancement on Scientists Sustainably and Continuously, Iserg J Econ Bus Manag, Volume-IV ,Issue-II (January- February) 2026, 9~13
 16. Run Xu1*, Sangshik Kim, Boyong Hur, The Innovation Searching for the Top Continent Nations' GDP Enhancement and Trillion Yuan GDP Cities in China on Scientists Sustainably, UAI J Econ Bus Manag, Volume-II Issue-II(March-April) 2026, 1~5
 17. Run Xu, The Searching for the Mumbai & Zhejiang province cities GDP and the Chinese top cities GDP analysis Sustainably through Observing Historical Statistic Value, MSI Journal of Economics and Business Management, Volume-3, Issue-3 (March -2026), 1~10, [https://zenodo.org/ records/ 18851760](https://zenodo.org/records/18851760)
 18. Run Xu, The Searching for the Mumbai & Zhejiang province cities GDP and the Chinese top cities GDP analysis Sustainably through Observing Statistic Value, MSI Journal of Economics and Business Management, Volume-3, Issue-3 (March -2026), 1~11, [https://zenodo.org/ records/ 18851822](https://zenodo.org/records/18851822)
 19. Run Xu, The Searching for Analyzing the China &European Industrial Production Comparison & the 2026 Nature Index Ranking of Chinese Top Universities

Sustainably through Observing Statistic Data, MSI Journal of Economics and Business Management, Volume-3, Issue-3 (March -2026), 1~12, <https://zenodo.org/records/18851927>

20. Run Xu, The Searching for Analyzing the Nation's Economy Strength GDP & Top Nations' Industrial Production Comparison & China cities index of development etc. Sustainably through Observing Historical Statistic Value, MSI Journal of Multidisciplinary Research, Volume-3, Issue-3 (March-2026), 1~11, <https://zenodo.org/records/18853807> Impact Factor: 4.0